

SMA Male to SMA Male Cable LMR-100 Coax

General purpose flexible LMR-100 cable assemblies are built using high quality connectors and Times Microwave cable. These cable assemblies are built using double shielded flexible cable providing excellent shielding greater than 90 dB. These general purpose cables are intended for, lab use, equipment interconnect and anywhere that lower insertion loss and greater shielding effectiveness than standard RG type cable is required.

Electrical Specifications

Description	Min	Typ	Max	Units
Frequency Range	DC		2	GHz
VSWR			1.35:1	
Velocity of Propagation		66		%
RF Shielding	90			dB
Capacitance		30.8 [101.05]		pF/ft [pF/m]
Inductance		0.077 [0.25]		uH/ft [uH/m]
DC Resistance Inner Conductor		81 [265.75]		Ω /1000ft [Ω /Km]
DC Resistance Outer Conductor		9.5 [31.17]		Ω /1000ft [Ω /Km]

Mechanical Specifications

Cable Assembly

Diameter	0.315 in [8 mm]
Weight	0.02822 lbs [12.8 g]

Cable

Cable Type	LMR-100A-PVC
Impedance	50 Ohms
Inner Conductor Type	Solid
Inner Conductor Material and Plating	Copper
Dielectric Type	PE (F)
Number of Shields	2
Shield Layer 1	Tinned Copper
Shield Layer 2	Aluminum Tape
Jacket Material	PE, Black
Jacket Diameter	0.195 in [4.95 mm]



Configuration:

- SMA Male
- SMA Male
- LMR-100A-PVC

Features:

- SMA Male to SMA Male
- Times© LMR-100 Flexible Low Loss Coax
- Heat Shrink Booting
- VoP of 84%
- Custom lengths available
-

Applications:

- General Purpose
- Wireless Communications
- Lab Use
- Equipment Interconnect

Fairview Microwave
 1130 Junction Dr. #100
 Allen, TX 75013
 Tel: 1-800-715-4396 / (972) 649-6678
 Fax: (972) 649-6689
www.fairviewmicrowave.com
sales@fairviewmicrowave.com

Connectors

Description	Connector 1	Connector 2
Type	SMA Male	SMA Male
Impedance	50 Ohms	50 Ohms
Configuration	Straight	Straight
Contact Material & Plating	Brass, Gold	Brass, Gold
Contact Plating Spec.	50µ in. minimum	50µ in. minimum
Dielectric Type	PTFE	PTFE
Hex Size	5/16 inch	5/16 inch
Body Material & Plating	Brass, Gold	Brass, Gold
Body Plating Spec.	3µ in. minimum	3µ in. minimum

Environmental Specifications
Temperature

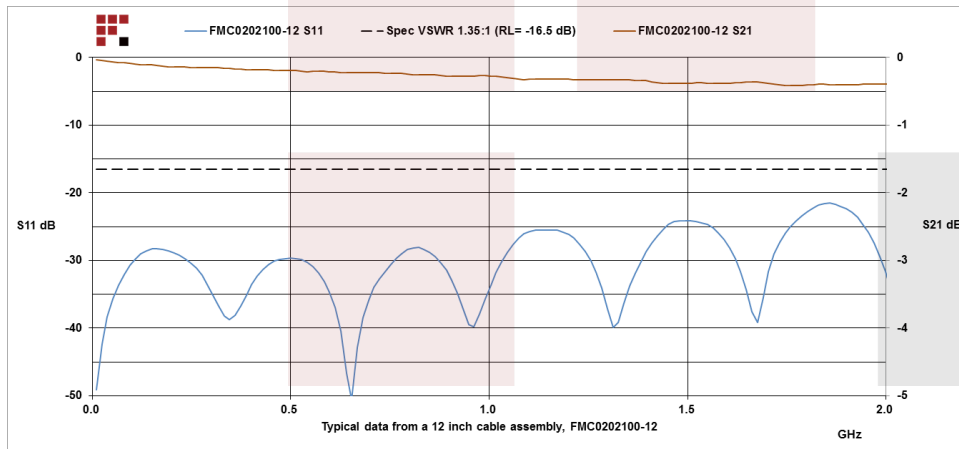
Operating Range -40 to +85 deg C

Compliance Certifications (visit www.FairviewMicrowave.com for current document)

Plotted and Other Data

Notes:

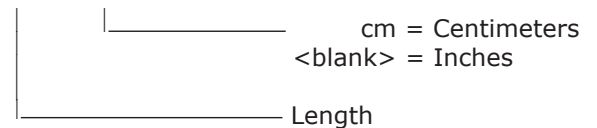
Typical Performance Data



How to Order

Part Number Configuration:

FMC0202100 - xx uu



Example: FMC0202100-12 = 12 inches long cable
 FMC0202100-100cm = 100 cm long cable

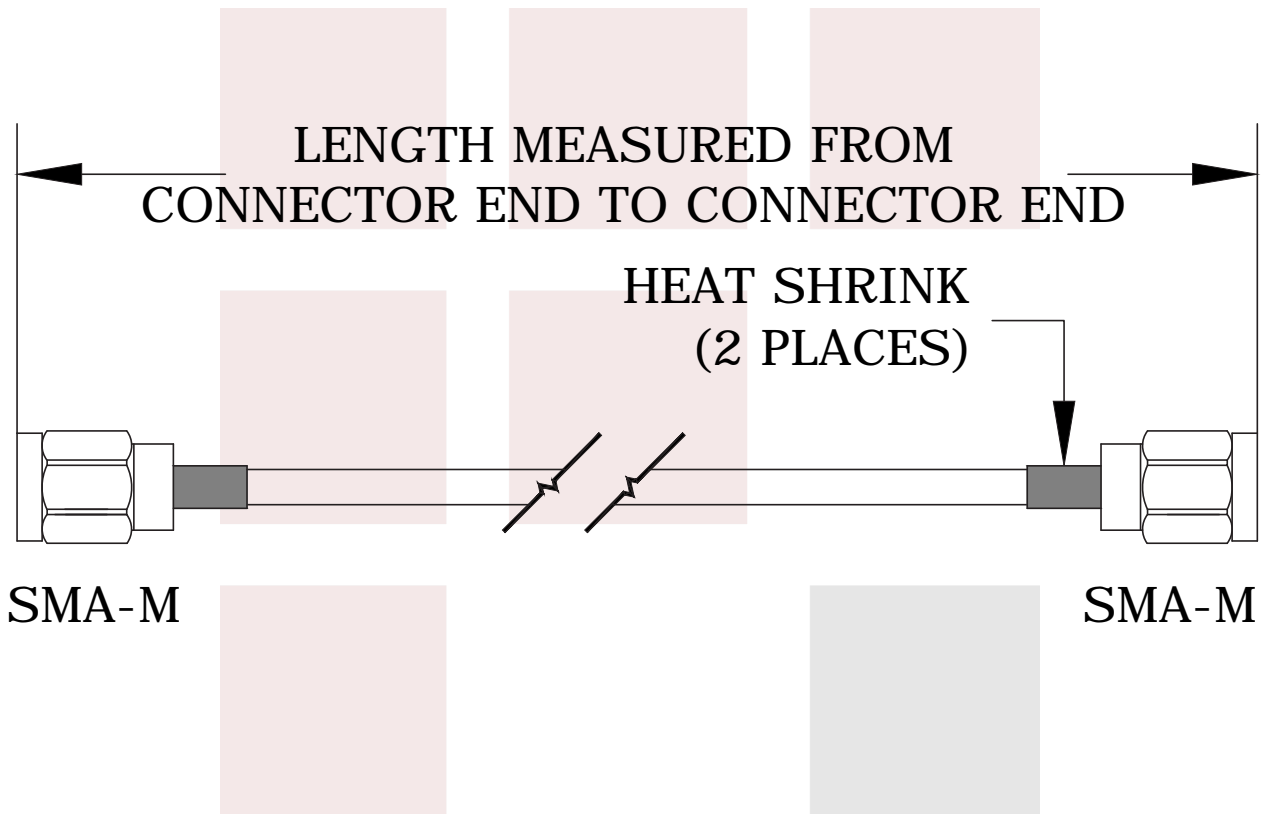
SMA Male to SMA Male Cable LMR-100 Coax from Fairview Microwave has same day shipment for domestic and International orders. Our RF, microwave and fiber optic products maintain a 99% availability and are part of the broadest selection in the industry.

Click the following link to obtain additional part information: [SMA Male to SMA Male Cable LMR-100 Coax FMC0202100](#)

URL: <http://www.fairviewmicrowave.com/standard-sma-male-sma-male-cable-invalid-alias-coax-fmc0202100-p.aspx>

The information contained in this document is accurate to the best of our knowledge and representative of the part described herein. It may be necessary to make modifications to the part and/or the documentation of the part, in order to implement improvements. Fairview Microwave reserves the right to make such changes as required. Unless otherwise stated, all specifications are nominal. Fairview Microwave does not make any representation or warranty regarding the suitability of the part described herein for any particular purpose, and Fairview Microwave does not assume any liability arising out of the use of any part or documentation.





FAIRVIEW MICROWAVE INC. ALLEN, TX 75013 WWW.FAIRVIEWMICROWAVE.COM		NOTES: 1. UNLESS OTHERWISE SPECIFIED ALL DIMENSIONS ARE NOMINAL. 2. ALL SPECIFICATIONS ARE SUBJECT TO CHANGE WITHOUT NOTICE AT ANY TIME. 3. DIMENSIONS ARE IN INCHES [mm].			
TITLE SMA Male to SMA Male Cable LMR-100 Coax		DWG NO FMC0202100		CAGE CODE 3FKR5	
CAD FILE	010716	SHEET	SCALE	N/A	SIZE A 5568