


Altera Transceiver Signal Integrity Development Kit, Stratix V GT Edition

1. Overview



The Altera® Stratix® V GT Transceiver Signal Integrity (SI) Development Kit provides a platform for electrical compliance testing and interoperability analysis. The accessibility to multiple channels allows for real-world analysis as implemented in the system with transceiver channels available through SMA and popular backplane connectors. You can use this development kit to perform the following tasks:

- Evaluate transceiver link performance up to 28 Gbps
 - Generate and check pseudo-random binary sequence (PRBS) patterns via a simple to use GUI (does not require the Quartus® II software)
 - Access advanced equalization to fine tune link settings for optimal bit error ratio (BER)
 - Perform jitter analysis
 - Verify physical media attachment (PMA) interoperability with Stratix V GT FPGAs for targeted protocols, such as CEI-25/28G, CEI-11G, PCI Express® (PCIe®) Gen 3.0, 10GBASE-KR, 10 Gigabit Ethernet, XAUI, CEI-6G, Serial RapidIO®, HD-SDI, and others
-
- **Company: Terasic**
 - **Tel: +886-3-5750880**
 - **Fax: +886-3-5726690**
 - **Add: 9F., No.176, Sec.2, Gongdao 5th Rd, East Dist, Hsinchu City, 30070. Taiwan**

- Use the built-in high speed backplane connectors to evaluate custom backplane performance and evaluate link BER

2. Specification

Featured device

- 5SGTMC7K3F40C2N

Configuration status and set-up elements

- JTAG
- On-board USB-Blaster™
- Fast passive parallel (FPP) configuration via MAX® II device and flash memory
- Two configuration file storage
- Temperature measurement circuitry (die and ambient temperature)

Clocks

- 50 MHz, 125 MHz, programmable oscillators (preset values: 624 MHz, 644.5 MHz, 706.25 MHz, and 875 MHz)
- SMA connectors for supplying an external differential clock to transceiver reference clock
- SMA connectors for supplying an external differential clock to the FPGA fabric
- SMA connectors to output a differential clock from the FPGA's phase-locked loop (PLL) output pin

General user input/output

- 10-/100-/1000-Mbps Ethernet PHY (RGMII) with RJ-45 (copper) connector
- 16x2 character LCD
- One 8-position dipswitch
- Eight user LEDs
- Four user pushbuttons

Memory devices

- 128-megabyte (MB) sync flash memory (primarily to store FPGA configurations)

High speed serial interfaces

- Four full-duplex GTB (28.05 Gbps) transceiver channels routed to MMPX connectors
- Seven full-duplex GXB (12.5 Gbps) transceiver channels routed to SMA connectors
 - Short trace routed on a micro-strip

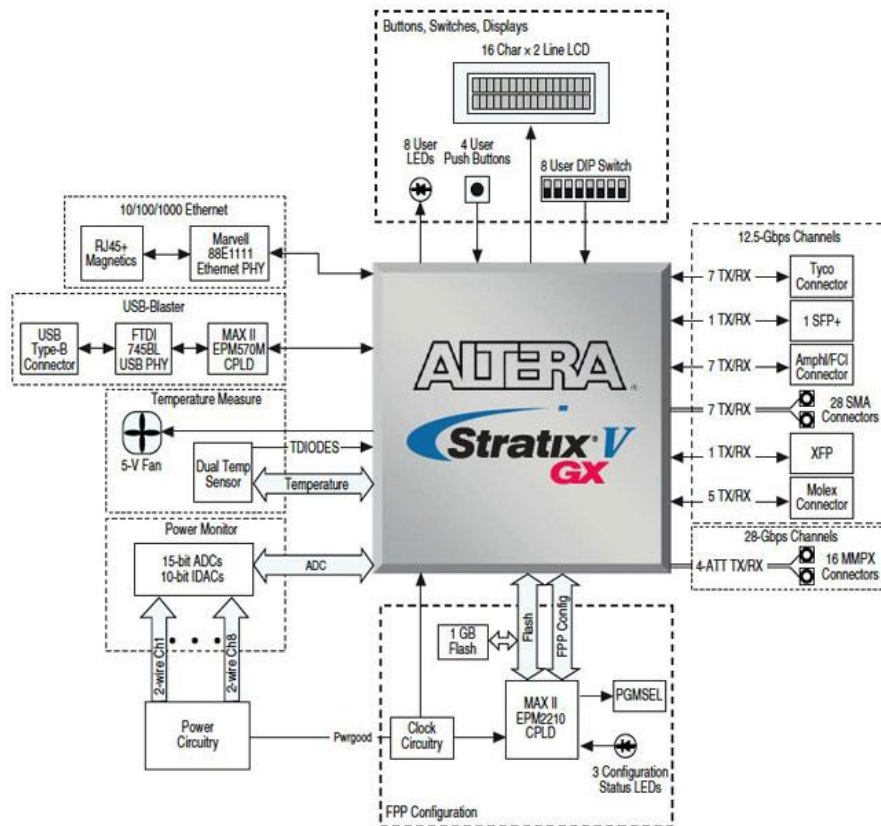
- **Company: Terasic**
- **Tel: +886-3-5750880**
- **Fax: +886-3-5726690**
- **Add: 9F., No.176, Sec.2, Gongdao 5th Rd, East Dist, Hsinchu City, 30070. Taiwa**

- Six strip-line channels from the with all the trace lengths are matched across channels
- 21 full-duplex GXB transceiver channels routed to backplane connector
 - Seven channels to Molex® Impact® connector
 - Seven channels to Amphenol® XCede®
 - Seven channels to footprint of Tyco Strada® Whisper® (connector is not populated)

Power

- Laptop DC input
- Voltage margining

Stratix V GX Transceiver Signal Integrity Development Board Block Diagram

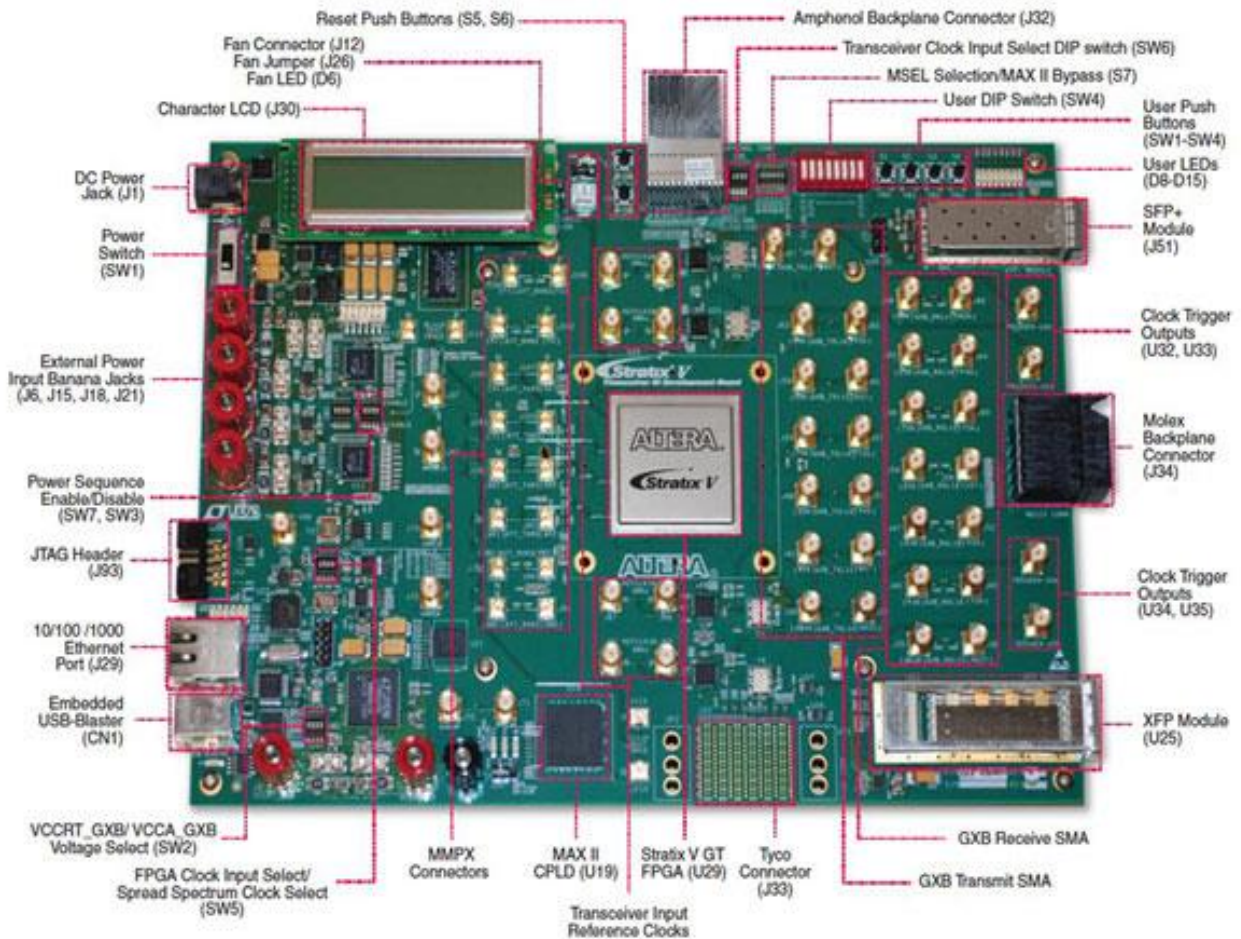


3. Kit content

- Altera's Complete Design Suite (download from [Altera download center](#))
 - Quartus II software includes support for Stratix V FPGAs
 - 1-year license included
 - Nios® II Embedded Design Suite
- **Company: Terasic**
- **Tel: +886-3-5750880**
- **Fax: +886-3-5726690**
- **Add: 9F., No.176, Sec.2, Gongdao 5th Rd, East Dist, Hsinchu City, 30070. Taiwan**

- MegaCore® intellectual property (IP) library includes PCIe, Triple-Speed Ethernet, Serial Digital Interface (SDI), and DDR3 SDRAM High-Performance Controller MegaCore IP cores
 - IP evaluation available through OpenCore Plus
- Board Update Portal
 - Featuring Nios II web server and remote system update
- GUI-based Board Test System
 - Interfaces to PC via JTAG
 - User controllable PMA settings (pre-emphasis, equalization, and so on)
 - Status indication (errors, BER, and so on)
- Complete documentation
- User guide
- Reference manual
- Board schematics and layout design files

4. Layout



- **Company: Terasic**
- **Tel: +886-3-5750880**
- **Fax: +886-3-5726690**
- **Add: 9F., No.176, Sec.2, Gongdao 5th Rd, East Dist, Hsinchu City, 30070. Taiwan**

- **Company: Terasic**
- **Tel: +886-3-5750880**
- **Fax:+886-3-5726690**
- **Add: 9F., No.176, Sec.2, Gongdao 5th Rd, East Dist, Hsinchu City, 30070. Taiwa**