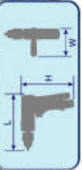




DRILLS & DRILL CHUCKS



KPT-3860 3/8" (10mm)



Chuck Capacity	10 mm
Spindle Size	3/8" - 24 THD.
Free Speed	2,000 rpm
Air Consumption	10.1 l/s
Dimensions	155 x 45 x 155 mm
Net Weight	0.95 kg
Air Inlet	1/4"

KPT-68 3/8" (10mm)



Chuck Capacity	10 mm
Spindle Size	3/8" - 24 THD.
Free Speed	2,200 rpm
Air Consumption	11.12 l/s
Dimensions	195 x 43 x 151 mm
Net Weight	1.23 kg
Air Inlet	1/4"

KPT-71 1/2" (13mm)



Chuck Capacity	13 mm
Spindle Size	3/8" - 24 THD.
Free Speed	500 rpm
Air Consumption	11.12 l/s
Dimensions	220 x 151 x 153 mm
Net Weight	1.63 kg
Air Inlet	1/4"

KPT-3870 1/2" (13mm)



Chuck Capacity	13 mm
Spindle Size	3/8" - 24 THD.
Free Speed	380 rpm
Air Consumption	10.1 l/s
Dimensions	180 x 156 x 155 mm
Net Weight	1.3 kg
Air Inlet	1/4"

KPT-3870 1/2" (13mm)



Chuck Capacity	13 mm
Spindle Size	3/8" - 24 THD.
Free Speed	2,000 rpm
Air Consumption	10.1 l/s
Dimensions	155 x 45 x 155 mm
Net Weight	0.95 kg
Air Inlet	1/4"

KPT-71 1/2" (13mm)



Chuck Capacity	13 mm
Spindle Size	3/8" - 24 THD.
Free Speed	500 rpm
Air Consumption	11.12 l/s
Dimensions	220 x 151 x 153 mm
Net Weight	1.63 kg
Air Inlet	1/4"

KPT-1601 3/8" (10mm)



Chuck Capacity	10 mm
Spindle Size	3/8" - 24 THD.
Free Speed	2,500 rpm
Air Consumption	11.12 l/s
Dimensions	175 x 43 x 138 mm
Net Weight	0.98 kg
Air Inlet	1/4"

KPT-1651 1/2" (13mm)



Chuck Capacity	13 mm
Spindle Size	3/8" - 24 THD.
Free Speed	550 rpm
Air Consumption	11.12 l/s
Dimensions	225 x 151 x 155 mm
Net Weight	1.59 kg
Air Inlet	1/4"

KPT-64ADR 3/8" (10mm)



Chuck Capacity	10 mm
Spindle Size	3/8" - 24 THD.
Free Speed	1,900 rpm
Air Consumption	9.1 l/s
Dimensions	268 x 41 x 100 mm
Net Weight	0.98 kg
Air Inlet	1/4"

KPT-66ADR 1/2" (13mm)



Chuck Capacity	13 mm
Spindle Size	3/8" - 24 THD.
Free Speed	150 rpm
Air Consumption	9.1 l/s
Dimensions	268 x 49 x 115 mm
Net Weight	1.2 kg
Air Inlet	1/4"

KPT-SD110



Capacity	6 mm
Hex Drive	6 mm
Working Torque	5 - 14.5 Nm
Free Speed	2,200 rpm
Air Consumption	5.06 l/s
Dimensions	205 x 43 x 153 mm
Net Weight	1.2 kg
Air Inlet	1/4"



KPT-SD150



Capacity	6 mm
Hex Drive	6.35 mm
Working Torque	5 - 15 Nm
Free Speed	800 rpm
Air Consumption	5.06 l/s
Dimensions	240 x 43 x 152 mm
Net Weight	1.2 kg
Air Inlet	1/4"

KPT-SD120



Capacity	6 mm
Hex Drive	6.35 mm
Working Torque	5 - 15 Nm
Free Speed	1,800 rpm
Air Consumption	5.06 l/s
Dimensions	250 x 40 x 55 mm
Net Weight	1.1 kg
Air Inlet	1/4"

KPT-SD160



Capacity	6 mm
Hex Drive	6.35 mm
Working Torque	5 - 15 Nm
Free Speed	800 rpm
Air Consumption	5.06 l/s
Dimensions	265 x 40 x 55 mm
Net Weight	1.2 kg
Air Inlet	1/4"

KPT-SD110A



Capacity	6 mm
Hex Drive	6 mm
Working Torque	11 - 17 Nm
Free Speed	2,200 rpm
Air Consumption	5.06 l/s
Dimensions	205 x 43 x 153 mm
Net Weight	1.26 kg
Air Inlet	1/4"



SCREW & IMPACT DRIVERS

KPT-1620 3/8" (10mm)



Chuck Capacity	10 mm
Spindle Size	3/8" - 24 THD.
Free Speed	3,500 rpm
Air Consumption	10.1 l/s
Dimensions	180 x 58 x 143 mm
Net Weight	0.98 kg
Air Inlet	1/4"

KPT-63D 3/8" (10mm)



Chuck Capacity	10 mm
Spindle Size	3/8" - 24 THD.
Free Speed	2,500 rpm
Air Consumption	10.1 l/s
Dimensions	170 x 40 x 123 mm
Net Weight	0.74 kg
Air Inlet	1/4"

KPT-74B 3/8" (10mm)



Chuck Capacity	10 mm
Spindle Size	3/8" - 24 THD.
Free Speed	1,500 rpm
Air Consumption	11.12 l/s
Dimensions	192 x 58 x 98 mm
Net Weight	0.720 kg
Air Inlet	1/4"

KPT-875




Capacity	6 - 8 mm
Hex Drive	6.35 mm
Working Torque	7 - 70 Nm
Free Speed	11,000 rpm
Air Consumption	4.4 l/s
Dimensions	190 x 59 x 160 mm
Net Weight	1.2 kg
Air Inlet	1/4"

KPT-85 ID



Capacity	6 mm
Hex Drive	6.35 mm
Working Torque	7 - 41 Nm
Free Speed	16,000 rpm
Air Consumption	4.4 l/s
Dimensions	125 x 38 x 157 mm
Net Weight	0.7 kg
Air Inlet	1/4"

KPT-85 ID




Capacity	6 mm
Hex Drive	6.35 mm
Working Torque	7 - 41 Nm
Free Speed	16,000 rpm
Air Consumption	4.4 l/s
Dimensions	125 x 38 x 157 mm
Net Weight	0.7 kg
Air Inlet	1/4"

KLS-10 (10mm)



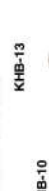
Capacity	10 mm
Spindle Size	3/8" - 24 THD.
Free Speed	2,000 rpm
Air Consumption	10.1 l/s
Dimensions	180 x 58 x 143 mm
Net Weight	0.98 kg
Air Inlet	1/4"

KHB-10 (10mm)



Capacity	10 mm
Spindle Size	3/8" - 24 THD.
Free Speed	2,000 rpm
Air Consumption	10.1 l/s
Dimensions	180 x 58 x 143 mm
Net Weight	0.98 kg
Air Inlet	1/4"

KHB-13 (13mm)



Capacity	13 mm
Spindle Size	3/8" - 24 THD.
Free Speed	2,000 rpm
Air Consumption	10.1 l/s
Dimensions	180 x 58 x 143 mm
Net Weight	0.98 kg
Air Inlet	1/4"

K-3 (10mm)



Capacity	10 mm
Spindle Size	3/8" - 24 THD.
Free Speed	1,500 rpm
Air Consumption	11.12 l/s
Dimensions	192 x 58 x 98 mm
Net Weight	0.720 kg
Air Inlet	1/4"

KPT-12 ID



Capacity	6 mm
Hex Drive	6 mm
Working Torque	5 - 10 Nm
Free Speed	10,000 rpm
Air Consumption	4.4 l/s
Dimensions	143 x 49 x 47 mm
Net Weight	0.46 kg
Air Inlet	1/4"

KPT-90 ID



Capacity	1 - 5 mm
Hex Drive	6 mm
Working Torque	5 - 15 Nm
Free Speed	9,000 rpm
Air Consumption	4.4 l/s
Dimensions	167 x 42 x 52 mm
Net Weight	0.63 kg
Air Inlet	1/4"

KPT-885



Capacity	6 - 8 mm
Hex Drive	6 mm
Working Torque	10 - 40 Nm
Free Speed	7,600 rpm
Air Consumption	5.66 l/s
Dimensions	154 x 51 x 190 mm
Net Weight	1.5 kg
Air Inlet	1/4"