



DOCTOR CHARGE 130



Overview

DOCTOR CHARGE 130

cod. 807599

Multifunctional, electronic battery charger (BATTERY MANAGER) for complete maintenance of WET, GEL, AGM, MF, PbCa, EFB, Li 6V/12V/24V batteries and for support activities in interventions, including diagnostics, on vehicles carried out in workshops, body shops and dealers.

The Pulse Tronic technology guarantees optimal battery charging over 8 phases.

Features:

- Automatic charging and maintenance in Pulse Tronic based on the technology of the selected battery;
- BOOST function for quick charge;
- COLD function for charging and maintenance of batteries at low temperatures;
- stable POWER SUPPLY for diagnostics (BSU) when changing the battery (SUPPLY) and maintain the battery health of vehicles on display in showrooms;
- Batteries maintenance through RECOVERY function, to recover sulphated or very low batteries; and EQUALIZATION function to restore optimal functionality with periodic regeneration;
- TESTER for checking terminal voltage, starting capacity (CCA) and vehicle alternator operation;
- Start;
- Cable extension compensation function;
- LCD display;
- Protection against overcharge, short circuit and polarity reversal.

Fit with PFC device.

Complete with cable with clamps.



1 PH 230V



CE MARKING




















EAC CERTIFICATION



DOCTOR CHARGE 130

Technical data

 CODE	CODE 807599	 A_{EFF}	EFFECTIVE CHARGING CURRENT 140 / 70 A		DIMENSIONS 20 x 26 x 34 cm
 V_{1PH}	SINGLE PHASE MAINS VOLTAGE 230 V	 A_{EN}	RATED CHARGE CURR. EN60335-2-29 120 / 60 A		WEIGHT 6 kg
 F	MAINS FREQUENCY 50 / 60 Hz	 A_{1V/C}	START CURRENT 1V/C EN60335-2-29 180 A		EAN CODE 800489706429 1
 P_{CHARGE}	CHARGE POWER 1,8 KW	 C_{MIN}	MIN. RATED REFERENCE CAPACITY 20 Ah		PIECES/PALLET 30 pz/pallet
 P_{START}	START POWER 2 KW	 C_{MAX}	MAX RATED REFERENCE CAPACITY 1200 A		PIECES/PALLET - B 24 pz/pallet-B
	CHARGING VOLTAGE 12 / 24 V		ADJUSTMENT POSITIONS 7		

Included Accessories

null - 125000