



Description

Thorlabs' M780L3-C Collimated LEDs consist of the M780L3 mounted LED and a lamphouse-port-compatible housing that contains an aspheric collimation optic. The LED has a nominal wavelength of 780 nm and is mounted to the end of a heat sink equipped with internal SM1 (1.035"-40) threads. The M780L3-C LEDs need to be supplied with a constant current that must not exceed 800 mA. The current source must be able to deliver this current at a forward voltage of 2.0 V. For the total power output of each available version, please see the Specifications table below.

Specifications

Common Specifications	
Color	IR
Nominal Wavelength ^a	780 nm
Bandwidth (FWHM)	28 nm
Maximum Current (CW)	800 mA
Forward Voltage	2.0 V
Electrical Power (Max)	1600 mW
Emitter Size	1 mm x 1 mm
Typical Lifetime	>10 000 h
Operating Temperature (Non-Condensing)	0 to 40 °C
Storage Temperature	-40 to 70 °C
Risk Group ^b	RG1 - Low Risk Group

a. Value is approximate.

b. According to the standard IEC 62471:2006, Photobiological Safety of Lamps and Lamp Systems

Item #	M780L3-C1	M780L3-C2	M780L3-C4	M780L3-C5
Total Beam Power ^{a,b}	210 mW	130 mW	180 mW	170 mW
Beam Diameter ^a	50 mm	37 mm	44 mm	43 mm
Compatible Microscopes	Olympus BX and IX	Leica DMI	Zeiss Axioskop	Nikon Eclipse

a. Values are approximate.

b. Measured at Maximum Current.

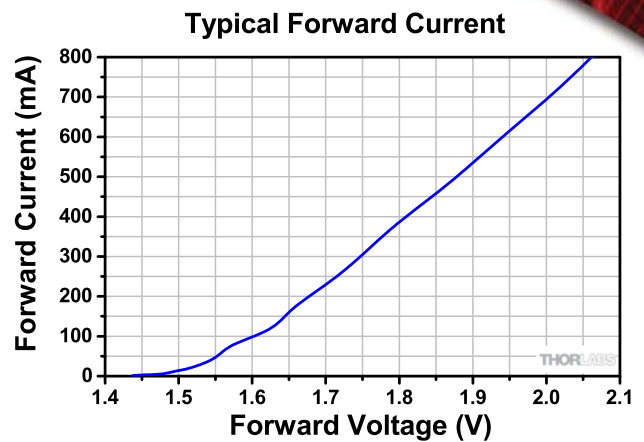
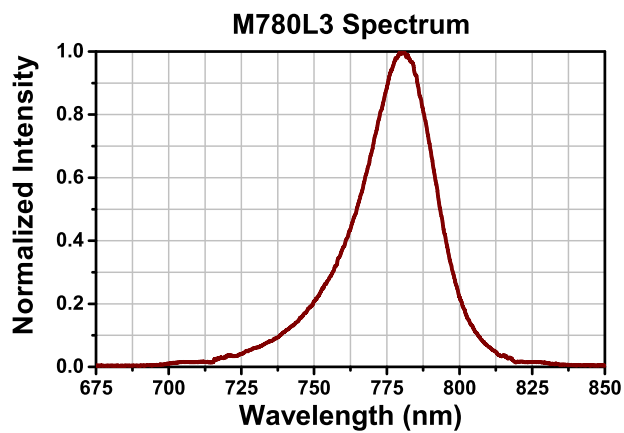
Operating Instructions

Be sure to provide air ventilation in order to avoid overheating, drops in optical power, and reduced lifetime. Each LED has a characteristic switch-on behavior, which depends on the LED properties and environment conditions. An important criterion is the heat dissipation. The M780L3-C LEDs have a unique thermal design that reduces the power decay to a minimum.

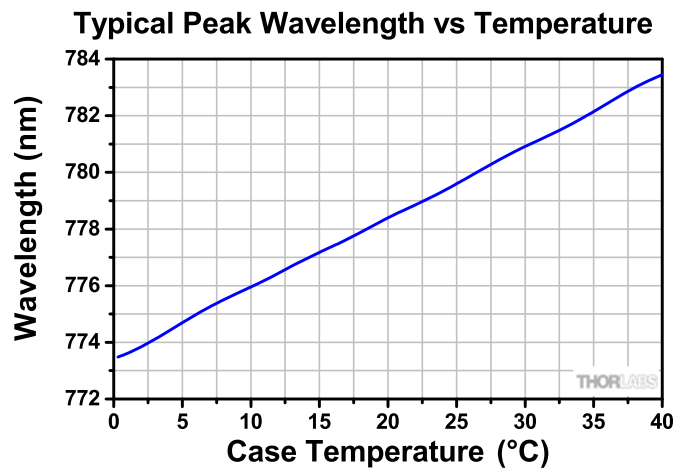
The image below shows the M780L3-C's male connector, which is a standard M8x1 sensor circular connector. Pins 1 and 2 connect to the LED. Pins 3 and 4 are used for the internal EEPROM. Only use these connections when using a Thorlabs LED driver.

After an LED is switched on, it will warm up which can cause the optical power to decay. The heat sink of the M780L3-C provides good thermal management, reducing the loss of power as the LED reaches its equilibrium temperature.

Performance Plots

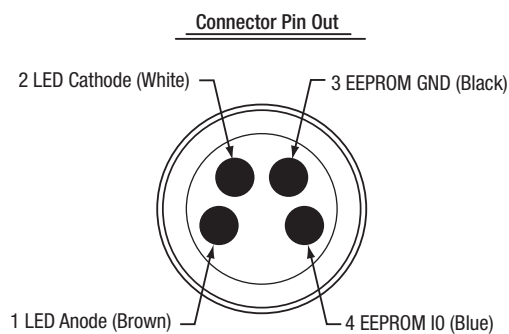


Typical performance for the bare LED.



Typical performance for the bare LED.

Drawing



Power Supply

We recommend using Thorlabs' DC2200 or LEDD1B LED current drivers (for control of a single LED). Alternatively, the DC4100 or DC4104 driver can be used with the DC4100-HUB, which allows simultaneous control of up to 4 individual LEDs.

If you decide to use your own DC source, please make sure that the operation current does not exceed the maximum allowed value, sufficient forward voltage is supplied, and that the correct connection is made to Pins 1 and 2.

Maintenance and Service

The M780L3-C LEDs are not water resistant and must be protected from adverse weather conditions. To avoid damage, do not expose them to spray, liquids, or solvents. The M780L3-C LEDs do not contain any parts serviceable by the user and does not require regular user maintenance. Do not open the enclosure. If a malfunction occurs, contact Thorlabs for return instructions.

Warnings and Safety

Inappropriate use of any Collimated LED product may result in permanent eye damage. To prevent injury, use this product in accordance with the International Standard "Photobiological Safety of Lamps & Lamp Systems" IEC 62471. These LEDs fall under Risk Group RG1 - Low Risk Group in accordance to the standard IEC 62471:2006.

If using these LEDs in microscope applications as a replacement for mercury vapor lamps, the same precautions should be taken.

During normal operations, the casing temperature may exceed ambient temperature by as much as 25 °C (45 °F). To prevent higher case temperatures, the products should be operated without anything hindering air movement around the convective cooling fins.

Please note that these LEDs are not suitable for household room illumination.

These LEDs must not be operated in explosive environments and should only be used with shielded connection cables.

All statements regarding safety of operation and technical data only apply when the unit is operated correctly according to its specifications. The safety of any system incorporating the equipment is the responsibility of the assembler of the system.

IR Warning Statement

This LED emits intense IR radiation during operation. Precautions must be taken to prevent looking directly at the IR light. If viewing the IR light is necessary, IR light protective glasses must be worn to avoid eye damage. Do not look directly into the IR light or look through the optical system during operation, as this can be harmful to the eyes, even for brief periods, due to the high intensity of the IR light.

