

HEARING AID

HM-06

CE
0123

Datasheet

 **RION CO., LTD.**

3-20-41 Higashimotomachi, Kokubunji, Tokyo 185-8533, Japan

RIONET HM-06 DIGITAL READY-MADE TRIMMER TYPE VOLUME CONTROL

RIONET HM-06, to change the world around you with sound technology.



Highlight of RIONET HM-06 In-The-Ear (ITE) Hearing Aids

- Digital Ready-Made Trimmer type volume control
- Small, Comfortable and hidden
- Simple fitting and Ready-Made to put into the ear and use
- JAPAN BRAND, JAPAN MADE



Hearing aid in the ear for illustration purposes only

Product Description

RIONET HM-06 Digital Ready-Made is a 100% digital OTC (over-the-counter) hearing aid (Assistant Listening Device) made especially for those with a mild to moderate hearing loss.

Super discreet, ready-to-wear design that ensures an easy fit because of the three sizes of soft, flexible ear tips.

RIONET HM-06 hearing instrument has an amazing technology that includes Feedback Cancellation to virtually eliminates embarrassing squeal, Noise Reduction that ensures conversations remain clear in noisy environments, and Noise Suppression that helps to remove uncomfortably loud sounds and thus making it one of the most advanced but simple to use hearing aid.

The convenient pull-out knob also allows you to easily slip the aid into either ear and even has a screw-set volume control... just set it and forget it.

Proper steps of using a RIONET In-The-Ear Hearing Aid (HM-06)

1. Read the instruction manual to familiarize yourself with your model (HM-06).
2. Dry your hands and make sure all parts of RIONET HM-06 is clean before placing the tip of the hearing aid in your ear canal.
3. Gently pull your ear outwards and push the hearing aid into the ear canal.
4. If necessary, twist it slightly by following the natural contour of the ear canal.

5. Avoid using hair wax or excessive sweating. Otherwise, do remove and clean off the extra moisture regularly.



Functions of RIONET HM-06

- Compact size & super lightweight hearing instrument
- One unit for both left and right ear.
- Feedback management virtually eliminates squeal
- Let's you hear the sounds you want and de-emphasizes the sounds you don't
- Technology helps to remove uncomfortably loud sounds
- **Watertech®** Nano Coating (water resistant)
- Screw-set volume control
- Low battery indicator

Take Away

RIONET HM-06 Digital Ready-Made Trimmer Type With Volume Control Hearing Aid is a more advanced technology of RION that allows user to be able to fit their new hearing aids fast, easy and comfortably.

The advantages of simple and comfortable use were for the easy acceptance for users such as elderly. It is specifically design to be small and convenient but not compromising on the functionality and comfort-ability.








WARRANTY

The RIONET HM-06 hearing instrument are warranted against any defects in electronic, material and workmanship for 12 months, except in case of obvious abuse and damages.

GENERAL USE AND MAINTENANCE

RIONET HM-06

- Keep the product clean of dirt and particles by using only a soft dry cloth and also do note that gasoline, paint thinner, or other strong solvents is not to be used in cleaning.
- Typically, a battery will keep a hearing aid powered for three to ten days before it needs replacing, depending on usage and the hearing aid style. You may hear a few short beeps when it is time to change the battery.
- When cleaning, use a synthetic detergent and gently rub the surface. Air dry thoroughly. Make sure fluid never gets in. Do not machine wash or scrub it.
- Keep battery in warm place for at least 1 hour before using if it has been store at below freezing point.
- Remove Batteries only if for extended period of non-use and keep the batteries out of reach of children.
- For hygiene reasons, do not share the hearing aid.
- Limit their exposure to heat, humidity, chemicals or hard impact, and make sure they stay in good working condition.

Classification of loss	Mi Mild			Mo Moderate			Se Severe			Pr Profound		
Hearing Level (dB)	25	30	35	40	50	60	70	80	90	100		
Ability to Understand Speech	Difficulty understanding soft-spoken speech 			Understanding of speech at 1 to 1.5 m. Difficulty in group and classroom discussion 			Loud speech may be understood at 30cm from ear 			Difficulty understanding loud speech. Total communication may be required 		
In-the-Ear (ITE) type Ready-made 	HM-04											
Behind-the-Ear (BTE) type 	HC-A1											
	HB-23P-24											
	HB-37S-37T											
				HB 54-54AS								
Body-worn type 	HA-20DX											
	HA-27DX											