

# Products for Industry

## Rotary Evaporator **RE601B-W**

Item Code : 255431  
Model : RE601B-W

[Page Top](#)[Product Summary](#)[Specifications](#)[Optional items](#)[Same series products](#)

RE 601 B - W (main body RE 601 type + glass set B + water bath BM 500 type)

## Rotary Evaporator (RE601B-W)

[Contact Us](#)[Printing](#)

### Product Summary

**Highly functional type, Standard equipped with motorized lift, vacuum regulator, vapor temperature display functions**

#### Features of Rotary Evaporator (RE601B-W)

##### Features

One touch electric lift for easy up and down movement.

##### Features

Digital setting and display for motor speed (rpm), vacuum and vapor temperature.

##### Features

Stable rotation at low and high speeds.

##### Features

Unique durable vacuum seal suitable up to 2L flasks.

Features

One touch operation for displaying and saving operating conditions.

Features

Equipped with lift-up switch in the event of power outage.

Features

Compact, fits into any fume hood.

Features

Universal power supply: works with 100-240VAC.

Specifications

Specifications

Item Code	255431
Model	RE601B-W
Motor	DC brushless motor (for rotation)
Controller	Vacuum regulator VR600
Lift stroke	130 mm
Setting range of vacuum	0 to 981hPa
Measurable range of vacuum	0 to 1033hPa
Resolution of vacuum	1hPa
Setting range of hysteresis	1 to 50hPa
Resolution of vapor temperature indicator	Selectable (either 1°C or 0.1°C)
Readout of cooling water temperature	Depending on indicator (option)
Resolution of cooling water temperature indicator	1°C or 0.1°C
Operation modes	Free, fixed temperature, fixed temperature timer, descending, and descending timer
Setting range of timer	1-999 minutes in increments/decrements of 1 minute for preset operations, 1-99 minutes for descending timer operations
Memory	10 programs for each operation
Data operation	N/A
Speed (rpm) setting	Rotation: Control knob Vacuum adjustment: Key pad
Safety measures (drive unit)	Circuit breaker, rotor for overload protection, manual adjustment of lift's lower limit, lift-up switch during power outage
Safety measures (vacuum regulator)	Self-diagnostic functions, main unit / bath synchronized stop at malfunction, error display
Synchronized control feature	Selection of automatic bath stop or automatic insulation
Lifting feature	One-touch motorized lift system
External dimensions (W×D×H mm)	643×400×727mm

Remarks(dimensions)	When glass set B is installed. Lift-up time: 857 mm
Power Source	AC100 to 240V 1.5A
Weight	15kg
Remarks(weight)	Excluding glass · water bath / oil bath

Remarks(specifications)


Body RE 601 type + glass set B + water bath BM 500 type combination product.

Maintenance and warranty


Conditions: temperature and humidity: 23 deg.C+/-5 deg.C, 65%RH+/-20% (no load)  
External dimensions do not include protrusions.

Optional items

<



ts ORE30



Organic Solvent Recovery Unit (RT200)

NO IMAGE

Rotary evaporator glass set B (RG01B)


NO IM

Cooling hose, (0C


>

Same series products


<




E601C-0)



Rotary Evaporator (RE601C-W)



Rotary Evaporator (RE601A-0)



Rotary Evaporato

>